





PEACE INTERNATIONAL SCHOOL
DEPARTMENT OF MATHEMATICS
GRADES – 1,2,3
NOVEMBER ACTIVITIES





1


Now we know who are the eldest and youngest members in our family.

42

 Father

38

 Mother

14

 Sister

10

 Brother

7

 Me

- Ascending Order: $7 < 10 < 14 < 38 < 42$
- Descending Order: $42 > 38 > 14 > 10 > 7$
- The eldest member of the family - Father
- The youngest member of the family - Me

ascending order
 $2, 6, 32, 37$
 descending order
 $37, 32, 6, 2$

$37, 32, 6, 2$

father, mother, me, brother

The elder member of the family is...






The youngest member of the family is...

My position in the family is between...

Elders or Youngest

Ages in ascending order

0 → 7 → 8 → 31 → 37
 Brother Me Sister Mother Father

ARSHIDA K A
23-04-2016

Ages in descending order





37 → 31 → 8 → 7 → 0
 Father Mother Sister Me Brother

(a) Eldest member of the family - Father
 (b) Youngest member of the family - brother
 (c) My position in the family is between...

Assignment

Subject: Enrichment
 Project: Eldest or Youngest

Age of my family members

Grand Mother: 
 Father: 
 Mother: 
 Me: 

Ages in ascending order: 69, 39, 29, 6
 Ages in descending order: 6, 29, 39, 69

Grand mother Age: 69
 Father: 39
 Me Age: 6
 Mother: 29

(a) Eldest Member of the family: Grand Mother
 (b) Youngest member of the family: Me
 (c) My position in the family: Youngest

Muhammad Razaan, 1004, T.A

the age write the relation


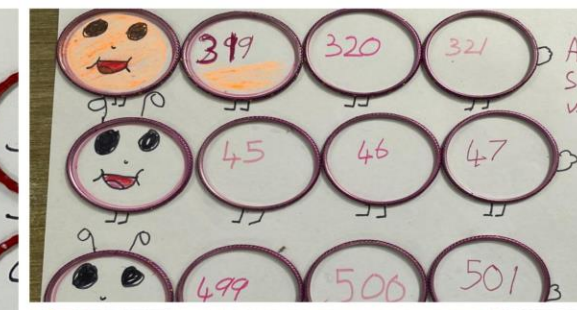

13

father-49
 Me-7
 Mother-70
 Grandmother-70

out:-
 eldest member of the family
 youngest member of the family
 position in the family - You



**Art connect activity
Number caterpillar-
before after between
numbers.**



3

**Division-
Sandwich
making
activity.**



The image features a central cream-colored square containing the text "Thank you!". The text is written in a dark brown, elegant cursive script. The word "Thank" is on the top line, and "you!" is on the bottom line. The exclamation point is large and prominent. The background of the entire image is white, with decorative floral illustrations in the corners. The top-left corner shows green leaves and a cluster of small blue flowers. The bottom-right corner shows similar green leaves and blue flowers. The overall aesthetic is soft and appreciative.

Thank
you!